


1

9

9

8



**UMSC ANNUAL
AWARDS
BANQUET**

SHERATON SOUTH
MIDLOTHIAN TPKE
SAT JANUARY 24
6:30...SOCIAL HOUR
7:30...DINNER.



MENU

PREMIER DINNER
BUFFET
INCLUDES:

VIRGINIA HAM
SEAFOOD NEWBURG
BEEF BOURGINIONE
SALADS ,COFEE,TEA
DESSERTS

DINNER AND MUSIC
TILL MIDNIGHT

\$15.00 PER PERSON
\$25.00 PER COUPLE
PLEASE SEND CHECKS
AND RESERVATIONS
TO: VMSC
C/O DANA COLE
8908 WATLINGTON RD
RICHMOND VA 23229
804-740-5126



1997 Officers

<i>President</i>	<i>Dana Cole</i>
<i>First Vice President</i>	<i>Bill Thomas</i>
<i>Second Vice President</i>	<i>Ken Van Horn</i>
<i>Treasurer</i>	<i>Joe Condon</i>
<i>Secretary</i>	<i>Charlie Passut</i>
<i>Assistant Secretary</i>	<i>Neale Dickinson</i>


1998 Officers

<i>President</i>	<i>Ken Van Horn</i>
<i>First Vice President</i>	<i>Charlie Passut</i>
<i>Second Vice President</i>	<i>Bill Thomas</i>
<i>Treasurer</i>	<i>Joe Condon</i>
<i>Secretary</i>	<i>Neale Dickinson</i>
<i>Assistant Secretary</i>	<i>Bob Abell</i>



*The
Virginia Motor Sport Club
47th Anniversary Awards Banquet*

*The Sheraton Park South
January 24,1998*



PROGRAM

6:30-7:30 *COCKTAILS*

7:30-8:45 *DINNER*

8:45-9:30 *PRESENTATION OF AWARDS*

Speed Championships
Stock
Street Prepared
Prepared/Modified

Marque Awards

Overall Championship

Presentation of Life Memberships
Introduction of Past Presidents
Introduction of 1998 Officers

9:30-12:00 *DANCING*

ACKNOWLEDGEMENTS

We wish to take this opportunity to thank the friends of VMSC whose past and present generosity in donating the trophies listed below has contributed so much to this presentation.

MARQUE TROPHIES

<i>Boulevard Import Services</i>	<i>Datsun/Nissan</i>
	<i>SAAB</i>
<i>E. G. Bradley</i>	<i>Triumph</i>
<i>Goyne Chevrolet</i>	<i>Chevrolet</i>
<i>Hanover HondaSports</i>	<i>Honda</i>
<i>Hawthorne Volkswagen</i>	<i>Volkswagen</i>
<i>Mooers Motor Car</i>	<i>Fiat/Volvo</i>
<i>Team Mazda</i>	<i>Mazda</i>



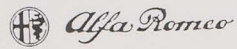


Best Honda....Mike Weedon



Best Mazda....Charlie Passut

Marque Points



- 1. 500 Jay Henderson



- 1. 700 Joe Henderson



- T 1. 6000 Forrest Keeton
- 2. 4800 Bill Lloyd



- 1. 3100 John Schultz



- T 1. 700 John Csomay



- 1. 1600 Wayne Scarborough



- 1. 600 Andy Siff



- 1. 1000 Mike Kelly



- 1. 2000 Ken Van Horn



- 1. 7700 David Langston
- 2. 2500 Georgia Langston



- T 1. 7100 Mike Weedon
- 2. 5100 David Sala
- 3. 3000 Rick Giles
- 4. 2800 Bill Hunter
- 5. 1600 Shelia Hunter
- 6. 900 Rick Carr
- 7. 600 Mimi Siff
- 7. 600 Chip Williams



- 1. 1300 Rick Bergstrom



- T 1. 5900 Charlie Passut
- 2. 4600 Bill Clare
- 3. 1900 Joe Henderson
- 4. 1350 Ken Van Horn
- 5. 900 David Sala
- 6. 500 Jay Henderson



- 1. 600 Joe Condon



- 1. 4800 Richard West



- 1. 5000 Dana Cole
- 2. 1500 Randy Agee



- 1. 6000 Bill Whitehead
- 2. 5500 Bob Abell
- 3. 3400 Jack Williams
- 4. 1000 John Kessler
- 5. 800 Greg Miller
- 6. 500 Rich Fohl



- 1. 2300 Danny Brunson
- 2. 2000 Charles Batchelor
- 3. 1900 Richard West
- 4. 1800 Cathy Brunson
- 5. 900 Bill Lloyd



- T 1. 6800 Larry Allamong
- 2. 3800 Tyler Hancock
- 3. 2900 John Lye
- 4. 2400 Kerry Flynn
- 5. 900 Jack Williams
- 6. 800 Valerie Lopez



- T 1. 8200 Bill Thomas
- 2. 7600 Brian Henne
- 3. 4100 Todd Hart
- 4. 2800 John Ryland
- 5. 700 Gordon Paterson
- 5. 600 Pasha Paterson
- 6. 600 Ken Van Horn



Best Chevy....Forrest Keeton



Best Volkswagen....Bill Thomas



Speed Championships

Stock

T 1.	6700	Richard West
T 2.	5900	Charlie Passut
T 3.	5700	Bill Lloyd
4.	5000	Dana Cole
5.	4300	Jack Williams
6.	3800	Tyler Hancock
7.	3100	John Schultz
8.	2900	Bob Abell
9.	2600	Joe Henderson
10.	2300	Danny Brunson
11.	2000	Charles Batchelor
11.	2000	Bill Hunter
13.	1950	Ken Van Horn
14.	1800	Cathy Brunson
15.	1600	Shelia Hunter
15.	1600	Wayne Scarborough
17.	1500	Randy Agee
18.	1000	Jay Henderson
19.	900	Rick Carr
19.	900	David Sala
21.	800	Greg Miller
22.	700	John Csomay
22.	700	Gordon Paterson
24.	600	Joe Condon
24.	600	Pasha Paterson
24.	600	Andy Siff
24.	600	Mimi Siff


Street Prepared

*T 1.	6800	Bill Thomas
T 2.	6200	Mike Weedon
3.	6000	Bill Whitehead
4.	5400	Forrest Keeton
5.	2600	Bob Abell
6.	2400	Kerry Flynn
7.	1000	John Kessler
8.	800	Bill Clare
9.	600	Chip Williams
10.	500	Rich Fohl
11.	300	Todd Hart

Prepared/Modified

*T 1.	6800	David Langston
T 2.	6600	Brian Henne
T 3.	6200	Larry Allamong
4.	5100	David Sala
5.	3800	Bill Clare
5.	3800	Todd Hart
7.	3000	Rick Giles
8.	2900	John Lye
9.	2800	John Ryland
10.	2500	Georgia Langston
11.	2000	Ken Van Horn
12.	1300	Rick Bergstrom
13.	1000	Mike Kelly
14.	800	Bill Hunter
14.	800	Valerie Lopez

* = OVERALL SPEED CHAMPION



All That Glitters....




1st Street Prepared and Overall Speed Champion....Bill Thomas



2nd Stock....Charlie Passut



2nd Prepared/ Modified....Brian Henne



1st Stock....Richard West



2nd Street Prepared....Mike Weedon

MEMORIES!
MEMORIES!
MEMORIES!



IT'S BEEN A LONG TIME
SINCE I CUT A RUG WITH
SOME SWELL GAL...



Dancin' The Night Away

1st Overall....Bill Thomas



2nd Overall....Brian Henne



4th Overall....Richard West



6th Overall....Charlie Passut



Overall Championship

T 1.	8000	Bill Thomas	33.	1500	Randy Agee
T 2.	7500	Brian Henne	33.	1500	Bobby Dickinson
T 3.	7000	Larry Allamong	35.	1300	Rick Bergstrom
T 4.	6800	David Langston	35.	1300	Jay Henderson
T 4.	6800	Richard West	37.	1000	Rick Carr
T 6.	6600	Charlie Passut	37.	1000	Mike Kelly
T 7.	6400	Michael Weedon	37.	1000	John Kessler
T 8.	6300	Bill Whitehead	40.	900	Scott Powell
T 9.	5800	Dana Cole	41.	800	Valerie Lopez
T 9.	5800	Bill Lloyd	41.	800	Greg Miller
T 9.	5800	David Sala	43.	700	Joe Condon
T 9.	5800	Ken Van Horn	43.	700	John Csomay
13.	5600	Bob Abell	43.	700	Gordon Paterson
14.	5400	Forrest Keeton	43.	700	Mimi Siff
15.	5200	Bill Clare	47.	600	Pasha Paterson
16.	4300	Todd Hart	47.	600	Andy Siff
16.	4300	Jack Williams	47.	600	Chip Williams
18.	3800	Tyler Hancock	50.	500	Rich Fohl
18.	3800	Bill Hunter	51.	400	Mark Snodgrass
20.	3600	John Schultz	52.	300	Jenny Dickinson
21.	3300	Rick Giles	52.	300	Martha Dickinson
22.	3200	Shelia Hunter	54.	200	Shelly Dickinson
23.	3000	Kerry Flynn	54.	200	Wilt Greenwood
24.	2900	John Lye	56.	100	Candy Bainbridge
25.	2800	John Ryland	56.	100	Joe Bainbridge
26.	2600	Joe Henderson	56.	100	Carol Carr
27.	2500	Georgia Langston	56.	100	Barbara Greenwood
28.	2300	Danny Brunson	56.	100	Charlotte Hoelzel
29.	2000	Charles Batchelor	56.	100	Chuck Hoelzel
30.	1900	Cathy Brunson	56.	100	Debbie Weir
31.	1600	Neale Dickinson	56.	100	Dennis Weir
31.	1600	Wayne Scarborough	56.	100	Jackie Whitehead

7th Overall....Mike Weedon



8th Overall....Bill Whitehead



9th Overall....Dana Cole



9th Overall....Ken Van Horn



SPECIAL AWARDS



Ken receives the Wilton Award

JETT TROPHY

Bill Thomas

WILTON AWARD

Ken Van Horn

OVERALL SPEED CHAMPION

Bill Thomas

LIFE MEMBERSHIPS

John Hartka

David Langston

Marti Stephens-Hartka

CONGRATULATIONS TO ALL OF OUR WINNERS!
THANKS FOR YOUR SUPPORT.

PRESIDENTS OF VIRGINIA MOTOR SPORT CLUB

1950	Mark Condon	1970	George Winfree
1951	Mark Condon	1971	Brad Peaseley
1952	Allen Fine	1972	John Chehaske
1953	Bill Claflin	1973	Mike Castleberry
1954	Joe Crenshaw	1974	Bookie Westbrook
1955	Hap Batcheller	1975	Chuck Hoelzel
1956	Jack Lewis	1976	Len Wells
1957	Jack Lewis	1977	Art Wingo
1958	Bob Walker	1978	Barbara Greenwood
1959	John Kessler	1979	Dick Jones
1960	George Patteson	1980	Lewis Parsley
1961	Charles Larus	1981	Libby Wells
1962	Sam Carmine	1982	Gary Stout
1963	Ed Cobb	1983	Shelia Hunter
1964	Kendall Parker	1984	Floyd Mills
1965	Cecil Wright	1985	Neale Dickinson
1966	Billy Dixon	1986	Beth Mills
1967	Hart Grundy	1987	John Adams
1968	Wilt Greenwood	1988	jet Burton
1969	Chuck Edwards	1989	Gerry Eberhard
	1990	Dennis Weir	
	1991	Scott Powell	
	1992	Dick Boogher	
	1993	Mike Weedon	
	1994	Bill Hunter	
	1995	Neale Dickinson	
	1996	Andrew Siff	
	1997	Dana Cole	
	1998	Ken Van Horn	



Dana's happy 'cuz his year is up...



...and it's Ken's turn to take over the helm!

Overall Champions



1998 VMSC Officers



Marque Award Winners



Past Presidents



Speed Champions




Results • Blue Sky Time Autocross • May 3, 1998

	Driver	Car	First Run	Second Run	Third Run
S/S	PHIL DAME	MAZDA RX7	78.509 +P	96.663+2G	79.966
	BRUCE THOMPSON	MAZDA RX7	86.280	85.605	85.134
	DAVID SALA	MAZDA RX7	87.530 FUN	86.265+P FUN	85.813 FUN
A/S	JOHN SHEALLY	MORGAN	81.042	80.696	80.895
B/S	ED RAYMUNDO	MAZDA MIATA R	77.856+P	DNF	DNF
	CHARLIE PASSUT	MAZDA MIATA	84.546	87.557	84.101
	DON CHARLES	BMW 328	94.959	91.488	DNF
	SHAWN T PEACE	BMW 323IS	DNF	DNF	86.666+G
C/S	CHARLES BATCHELOR	TOYOTA	DNF	88.684	89.757
	GEOFF DWYER	PORSCHE	96.187	89.791	86.277+G
	JACK WILLIAMS	TOYOTA	89.848	DNF	92.501
D/S	ERICK ROPER	NISSAN NX2000	87.590	86.546	86.803 FUN
	KEN SCHULTZ	DODGE NEON	104.149	92.662	89.767
	JOHN SCHULTX	DODGE NEON	94.061	90.381	90.813
E/S	JOE BAINBRIDGE	EAGLE TALON	89.062	88.115	87.729
	TOM YOST	ACURA INTEG	89.025	89.251	88.104
	JOE HENDERSON	VW GTI GOLF	91.472+P	90.270	88.490
F/S	TERRY BAKER	CHEV Z28	82.181	80.097	80.244
	NOLAN FELTS	FORD COBRA	89.263	85.228	84.855
G/S	WAYNE SCARBOROUGH	DODGE INTREP	89.106	87.759	88.634+2P
	DAVID ALVES	VW GTI GOLF	92.648	96.216	92.562
	TOM SMILEY	CHEV MALIBU	97.808	97.794+G	93.581+2G
H/S	RICHARD WEST	SUBARU LEGACY	80.650	81.370	81.333
	TYLER HANCOCK	TRIUMPH TR6	84.130	85.605	85.043
	BILL LLOYD	CHEV VEGA	86.004	85.500	84.938
	MARK SNODGRASS	FORD ESCORT	88.348	DNF	DN5
	KEVIN ELLIS	HONDA ACC	103.748	103.023	99.313
ASP	ROB KAPOLIN	TOYOTA MR2	87.445	87.037	86.703
B/SP	ROGER GARRETT	CORVETTE ZR-1	78.870	78.035	78.876
	TROY JONES	CHEV CORVETTE	82.955	83.082	80.772
	MARK BRNNETT	CHEV CORVETTE	81.426	DNF	80.989
	NICK SMILEK	CHEV CORVETTE	85.204	82.605	106.129
C/SP	JOE GRAVES	FORD ESCORT	78.383	79.248	78.073+P
	ERICK deVRIES	BMW 325 IS	86.512	86.523	84.423
	RAY LEWIS	MITSU ECLPSE	83.732 +2G	86.233+2G	86.246
	KEN VAN HORN	MAZDA RX7	90.224	89.501	86.059+P+G
	PHILLIP AMBROSE	HONDA CIVIC	89.842	85.012+G	85.624+2P
D/SP	BILL THOMAS	VW JETTA	80.061	79.061	79.890
	MARK ARMSTRONG	TRIUMPH TR6	93.392	88.982	87.091
	KERRY FLYNN	TRIUMPH SPITFIRE	95.769 +P+G	90.859	92.107+P
E/SP	ERICK BONNETT	FORD MUSTANG	83.048	82.748	81.913
	FORREST KETON	CHEV CAMARO	85.217	84.549	DNF
	SCOTT WILLARD	EAGLE TALON	DNF	86.436+P	83.967+P+G
	ERICK BYRD	FORD MUSTANG	89.865	DNF	88.613
B/P	JOHN PHILLIPS	CHEV CORVETTE	78.194	78.217	77.352
C/P	NEIL SCHOENBURG	CHEV CAMARO	DNF	83.377	83.362
	NEIL SCHOENBURG	PONTIAC FORM	84.574 FUN	85.865	85.453
	KENNETH RAHAM	PONTIAC FORM	86.185 FUN	84.210 FUN	82.877 FUN
D/P	JOHN MAGLIERI	TRIUMPH SPITFIRE	80.034	80.274	80.611
	LARRY ALLAMONG	TRIUMPH SPITFIRE	82.933	81.729	81.320
	DAVID SALA	HONDA CRX	82.640	82.813+P	83.801
AM	GENE COOLEY	TUI FSU	80.773	73.676	73.638
	ALLEN GOODE	VW SPT RCR	73.028+P	DNF	74.249
	BENARD COOLEY	TUE FSU	82.409+2G	DNF	78.369



Strawberry Sunday



If you can think of a better way to
spend Memorial Day Sunday...
[knock yourself out]

AUTOCROSS • SUNDAY, MAY 24

The Fairgrounds at Strawberry Hill, Richmond



Results • Strawberry Sunday Autocross • May 24, 1998

	Driver	Car	First Run	Second Run	Third Run
S/S	Jeff Wetsel	Corvette	42.035	40.089	DNF
	C. Eichelbensch	BMW	41.268	40.260	41.214
	Bruce Thompson	Mazda	42.590	42.010	41.927
	Kathleen Dignan	BMW	DNF	43.013	DNF
A/S	John Sheally	Morgan	DNF	38.303	38.426
B/S	Charlie Passut	Mazda	41.815	42.076	41.846
	Lacy Austin	BMW	DNF	49.413+G	46.517+G
C/S	Jonathan Roberts	Mazda	48.348	51.131+P	40.700
	Jim Roberts	Mazda	44.423	44.152	41.310
	Richard Benson	Mazda	43.730	41.829	42.723
	Alex Benson	Mazda	45.652	43.997	42.963
	Charles Batchelor	Toyota	44.297	42.484	43.069
D/S	John Schultz	Dodge	45.422	44.345	43.815
E/S	Joe Henderson	VW	42.675+1P	42.539	42.984
	Joe Bainbridge	Eagle	43.723	42.727	42.599
F/S	Tim Aro	Chevy	39.622	39.145	38.656
	Gary Kirschbaum	Chevy	40.650	39.159	39.460
	Terry Baker	Chevy	47.070+1P	39.456	39.208
	Karen Kraus	Chevy	40.272	40.642	39.360
	Dana Cole	Pontiac	42.207	41.658	40.844
	Vincent Coffield	Ford	44.431	43.127	42.929
G/S	Wayne Scarborough	Dodge	44.491	43.707	42.707
	Thom Stanton	Toyota	41.891+1P	41.175+1P	42.982
	Jack Williams	Dodge	46.434	43.589	43.563
	David Alves	VW	46.450	45.954	44.740
	Tyler Charles	VW	45.672	45.565	47.365
	Gordon Paterson	Nissan	47.200	46.568	45.690
Pasha Paterson	Nissan	50.057	48.809	46.766	
H/S	Richard West	Subaru	40.023	39.238	39.233+1P
	Bill Lloyd	Chevy	42.051	41.538	41.199
	Tyler Hancock	Triumph	48.948	42.795	42.446
	Kevin Ellis	Honda	48.296+1P	46.786	45.440
A/SP	David Cox	Viper	42.432	41.508	39.360
	Tom Yost	Porsche	41.844	39.664	39.977
	Robert Abell	Porsche	41.077	40.845	40.186+1P
	Jeff Scarboro	Viper	41.320+4P	43.147+4P	44.054
B/SP	Roger Garrett	Corvette	41.161	40.973	40.115
	Nick Smilek	Corvette	42.141	42.696	40.863
C/SP	Joe Graves	Ford	47.896+1P	38.870	DNF
	Michael Weedon	Honda	39.700	39.289	39.388+1P
	Sheila Hunter	Honda	41.337	40.979	40.728
	Pat Griffith	Nissan	44.229	41.978	40.818
	Ray Lewis	Mitsubishi	42.060	40.952	41.232
	Phillip Androse	Honda	42.795	41.722+1P	DNF
Mike Garner	Mazda	44.498	44.576	44.847	
D/SP	Bill Thomas	VW	40.203	41.097	40.204
E/SP	Corey Barger	Ford	42.203	40.458	40.056
	Forrest Keeton	Chevy	42.024	41.462	40.746
	Scott Willard	Eagle	41.090	40.088+1P	41.580
	Eric Barrett	Ford	44.238	42.914	42.437
C/P	Justin Huffman	Ford	41.025	40.105	40.116
	David Sala	Honda	42.815	41.896	40.985
E/P	Todd Hart	VW	43.536	41.952	41.672
	Gary Wagner	MGB	45.522	49.436+1P	DNF
	Matt Lloyd	Chevy	50.511	47.269	45.811
A/M	Allen Goode	VW	38.738	36.694	36.549 FTD
	Gene Cooley	TUI	37.965	39.809	38.475
	Bernard Cooley	TUI	39.952	38.416	53.084
D/M	John Ryland	VW	43.890	43.357	42.324
	Bill Hunter	Honda	41.379+1P	DNF	DNF
E/M	Todd Haskell	Ford	47.518	45.590	45.447

niftyfifty

auto-x



AUTOCROSS • SUNDAY, JUNE 7


Virginia Motorsports Park • Dinwiddie



Results • Nifty Fifty Autocross • June 7, 1998

	Driver	Car	First Run	Second Run	Third Run
A/S	John Sheally	morgan V8	83.383	80.702	79.626
B/S	Charlie Passut	miata	87.358	86.158	86.135
C/S	Richard Benson	Mazda	93.854	87.364	88.136
	Alexander Benson	Mazda	93.117	91.248	90.394
	Charles Batchelor	Toyota	95.906+G	93.625	92.122
	Allan Bough	MR-2	95.113+G	92.725	94.522
D/S	John Schultz	Dodge Neon	93.459	96.102	94.325
E/S	Joe Bainbridge	Eagle	89.830	88.329	89.328
	Joe Henderson	VW Golf	104.574+2P,+2G	101.371	102.592
F/S	Dana Cole	Pontiac	89.805	87.506	86.590
G/S	Wayne Scarborough	Dodge	93.722	89.785	89.976
	Joe Condon	Mitsubishi	95.884	98.234	90.567
	Jack Williams	Dodge	93.884	94.917	DNS
H/S	Richard West	Subaru	82.633	82.684	81.342
	Bill Lloyd	Chevy	87.402	86.797	86.314
	Mark Snodgrass	Ford	109.965+1p	89.022	89.379
S/S	Jeff Wetzel	Corvette	82.396	80.350	81.129
	Bob McRay	Mazda	96.311+2P	90.487+G	97.320
A/SP	Bill Whitehead	Porsche	83.075	90.537+G	80.430
	Andrew Chishom	Porsche	84.221	83.426	82.532
	Robert Abell	Porsche	86.310(+2p)	86.729	83.247
B/SP	Roger Garrett	Corvette	82.375	78.430	77.618
	Marc Bennett	Corvette	81.136	78.750	78.170
	Nick Smilek	Corvette	91.252	97.622	86.107
	Michael Tutwiler	Datsun 260	111.806	110.542	DNF
C/SP	Michael Weedon	Honda	88.306	80.848	81.407
	Tom Yost	Honda	84.196+1p	83.109	86.627
	Dot Griffith	Nissan	86.883	87.512	84.341
	Eric Rosen	Nissan Sentra	93.574+1G	88.391	84.476
	Wade Jackson	Nissan	87.007(+1g)	87.616	86.308
	Shelia Hunter	Honda	95.377+3G	88.676+3G	86.899
	Ray Lewis	Eclipse	89.930	88.682+1p	91.007+1p
	Ken Van Horn	Mazda	149.755(oc)	104.756(oc)	94.097
D/SP	Bill Thomas	VW	83.619	82.366	82.365
	Bruce Thompson	VW	89.172	90.078	86.749
	John Brubaker	VW	92.126	91.781	90.512
	Kevin Ellis	Honda	DNF	97.347	98.190
E/SP	Forest Keaton	Camaro	87.758	85.066	82.841
	Scott Willard	Eagle	94.451+G	83.935	84.314
	Vincent Colfield	Mustang	104.029	105.400+2g	89.715+2g
B/P	Terry Gonyaw	Chevy	76.955+G+1p	DNF	DNF
D/P	Larry Allamong	Triumph	83.803	82.707	82.059
	John Maglieri	Triumph	86.875+2p	82.952	82.717
	Rick Edwards	Triumph	93.904	91.057	89.343(+1g+1p)
	David Sala	Honda	84.741+6p	84.402	95.686+1g
E/P	Brian Henne	VW	81.782+1p	83.679	81.370
	Todd Hart	VW	89.213	87.593	86.644
	Matt Lloyd	Chevy	99.095	95.024	94.989
	Landon Smith	VW	93.831+3G	91.766+1p+G	99.926+1g
A/M	Gene Cooley	TUI	76.172+1g+1p	85.903	74.950 FTD
	Bernard Cooley	TUI	88.426+6p	87.182+1g+1p	76.961
	Allen Goode	VW	81.582+1g	90.312+1g	75.608
D/M	John Ryland	VW	87.135+1p	88.813+2p	86.599
E/M	Corey Barger	Mustang	89.844	82.526*	DNF
F/M	David Langston	Raptor	77.080	90.557	75.891
	Georgia Langston	Raptor	90.321	85.486	84.292







Results • Ft. Lee Standard Autocross • July 5, 1998

	Driver	Car	1st Run	2nd Run	3rd Run	4th Run
A/S	John Sheally	Morgan	69.313	68.603	67.984	68.922
	Greg Miller	Porsche Boxster	70.868	DNF	70.489+1g	71.028
B/S	Charlie Passut	Miata	75.825	74.896	73.239	72.980
	Don Riggs	Miata	76.031	75.181	74.281	73.160
C/S	Terry Baker	Porsche 924	72.817	71.686	71.396+1p	71.292
	Patrick McAllister	Porsche	86.197	82.800	79.693	78.827
D/S	John Schultz	Dodge Neon	83.036	82.289	81.185	80.974
	Joe Henderson	Nissan Sentra	77.254	76.358	76.630	75.646
	Lee Agee	Nissan Sentra	DNF	80.171+1g	82.423	81.569
E/S	Joe Bainbridge	Eagle Talon	78.885	77.952	78.020	76.922
	Anthony Thurston	Honda Prelude	84.145+2p	80.683+1p	81.076+2p	82.043
F/S	Dana Cole	Pontiac Formula	73.794	73.747	72.503	71.636
	Gary Kirchbaum, Jr.	Chevy Z28	69.880	68.367	80.473	70.035
	Gary Kirchbaum, Sr.	Chevy Z28	73.029	70.820	71.282	72.307
G/S	Pasha Paterson	Nissan Stanza	89.462	85.474	92.569	84.061
	Wayne Scarborough	Dodge Intrepid	77.304	76.843	77.283	76.243
	Tyler Charles	VW GTI VR6	77.661	76.542	77.196	75.341
	Gordon Paterson	Nissan Stanza	84.983	DNF	83.115	82.300
	David Alves	VW GTI VR6	78.697+2p	79.931+1p	78.903	77.606
H/S	Bill Lloyd	Chevy Vega	80.815+1p	77.313	77.542	76.841
	Mark Snodgrass	Ford Escort EXP	78.311+2p	79.276	87.566	77.043
	Matt Lloyd	Chevy Vega	84.791	81.305	82.940+1p	81.474
B/SP	Roger Garrett	Chevy Corvette ZR-1	67.445	65.949	65.880	66.300
	Nick Smilek	Chevy Corvette	72.453+1p	71.358	71.507	70.210
C/SP	Eric Rosen	Nissan Sentra	74.129	77.656+1g	73.121	72.934
	Danny Long	Eagle Talon	79.102	76.144+1g	74.385	76.662
	Mike Tutwiler	Datsun 260Z	85.759	82.263	81.177	81.489+1p
	Joe Graves	Ford Escort	70.145	70.663	71.151	70.594+3p
D/SP	Kevin Ellis	Honda Accord	80.730+1g	84.532	82.446	83.447
	Bill Thomas	VW Jetta GL	73.091	73.062	72.900	72.748
	Bruce Thompson	VW Rabbit GTI	DNF	75.057+1p	73.233	72.760
	Kerry Flynn	Triumph Spitfire	85.029	82.805	80.687	81.766
E/SP	Robert Duncan	Ford Mustang 5.0	77.303	76.440+1p	DNF	DNF
	Eric Bonnett	Ford Mustang 5.0	72.088	71.704	69.721	79.360+1p
	Vincent Coffield	Ford Mustang 5.0	75.571+1g	78.410+1p	76.814	76.147
	Forrest Keeton	Chevy Camaro	74.149+1g	73.235	73.148	73.931
B/P	John Phillips	Chevy Corvette	67.317	67.587	DNF	67.356
	Terry Gonyaw	Chevy Corvette	68.195	66.828	65.657	67.698
D/P	Chris Moberg	Saab Sonnet	78.393	78.154	77.390	78.812+1p
	David Sala	Honda CRX	81.110	71.940	72.375+1p	71.972
E/P	Todd Hart	VW Scirocco	74.185	74.185	71.960+2p	75.650
A/M	Gene Cooley	TUI	71.664	65.351	DNF	64.180
C/M	Stan Vann	Caldwell	63.424	63.622	63.328	DNF
	John Ryland	VW Scirocco	73.701	73.790+1p	73.441	72.644
D/M	Bill Hunter	Honda CRX	72.073+1p	72.806	71.500	DNF
E/M	Corey Barger	Ford Mustang	73.578	73.190	72.697	DNF
	David Langston	Raptor	66.765	64.347	63.925	63.170 FTD
	Georgia Langston	Raptor	72.438	69.491	67.128+1p	DNF

duh duh-duh duh-duh duh-duh
duh-duh duh-duh duh-duhhhhhhh

CHARGE!

"PICKETT'S CHARGE"
Autocross • Sunday, August 9
At Ft. Pickett in Blackstone, Va.



	Driver	Car	1st Run	2nd Run	3rd Run
A/S	G.H. Sharp	BMW M3	.86.071	125.531+p	84.600
	Richard West	MR2 Turbo	.87.921	101.426+p	86.002
B/S	Charlie Passut	Miata	92.981	94.311	93.121
C/S	Richard Benson	Mazda RX-7	94.602+p	94.867	93.701
	Allen Baugh	MR2	103.198	98.345	97.315
	Pat McAllister	Porsche 944	99.512	98.128	97.859+p
	Stephen Cochran	Mazda RX-7	100.078	100.870	108.264
	Alex Benson	Mazda RX-7	100.136	100.143	100.252
	Charles Batchelor	MR2	99.896+2p	104.195+g	102.694
D/S	Joe Henderson	Sentra SE-R	93.005	92.743	92.791
	Jim Crate	240 SX	103.891	97.067+p	98.856
	John Schultz	Neon	103.388	103.455	103.487
E/S	Joe Bainbridge	Talon	98.715	98.217	96.880
F/S	Dana Cole	Pontiac	97.217	96.658	95.856


	Driver	Car	1st Run	2nd Run	3rd Run
F/S	G.H. Sharp	BMW M3	.86.071	125.531+p	84.600
	Richard West	MR2 Turbo	.87.921	101.426+p	86.002
G/S	Charlie Passut	Miata	92.981	94.311	93.121
H/S	Richard Benson	Mazda RX-7	94.602+p	94.867	93.701
	Allen Baugh	MR2	103.198	98.345	97.315
	Pat McAllister	Porsche 944	99.512	98.128	97.859+p
	Stephen Cochran	Mazda RX-7	100.078	100.870	108.264
	Alex Benson	Mazda RX-7	100.136	100.143	100.252
	Charles Batchelor	MR2	99.896+2p	104.195+g	102.694
S/T	Joe Henderson	Sentra SE-R	93.005	92.743	92.791
	Jim Crate	240 SX	103.891	97.067+p	98.856
	John Schultz	Neon	103.388	103.455	103.487
A/SP	Joe Bainbridge	Talon	98.715	98.217	96.880
B/SP	Dana Cole	Pontiac	97.217	96.658	95.856
	Julie Foster	Pontiac	120.289	120.016+g	115.033
C/SP	Mike Garner	SVT	101.505+p	94.771+p	94.697
	Wayne Scarborough	Dodge Intrepid	96.762	96.062+2p	96.074+p
	Tim Smiley	VW Corrado	108.538+g	102.179	101.374+p
	Bill Lloyd	Chevy Vega	91.698+p	91.602	91.741
D/SP	Matt Lloyd	Chevy Vega	100.111+g	98.821	97.824
	Tyler Hancock	TR6	98.347	107.5+p	99.143+p
	Brian Pillingham	Acura Integra	DNF	96.882	97.862
E/SP	Ray Lewis	Eclipse	100.728	104.606	97.338
	Tommy Trow	Nissan NX2000	102.718+2g	DNF	95.660+g
	Bill Whitehead	Porsche 911	89.214	87.395+g	85.928
E/SP	Bob Abell	Porsche 911	90.444	90.587	89.262
	Roger Garrett	Corvette ZR-1	85.217	84.442	83.988
B/P	Nick Smilek	Corvette	93.926	91.209+2g	90.048
	Joe Graves	Ford Escort	87.579	87.800+2p	86.746+p
C/P	Mike Weedon	Honda CRX	93.644	90.285	88.888
	Pat Griffith	Nissan	93.343	94.041+2p	90.501
	Eric Rosen	Nissan SE-R	95.844	92.899	92.749+g
D/P	Erik de Vries	BMW	98.741	DNF	DNF
	Danny Brunson	MR2	99.788+p	100.813+2p	101.694+p
	Cathy Brunson	MR2	118.940+g	117.941	103.804
E/P	Mike Tutwiler	Datsun 260Z	114.028	108.446	108.298+p
	Bill Thomas	Jetta GL	88.827	87.901	87.886
	Bruce Thompson	Rabbit GTI	89.350+p	89.349	89.144
A/M	Brian Claar	Rabbit GTI	93.662	91.332+g	90.115
	David Sigler	Ford	95.253	96.117	93.425
	Mark Snodgrass	Escort EXP	95.883	95.820+p	95.320
C/M	Eric Bonnet	Ford Mustang	92.921+p	90.716	DNF
	Forrest Keeton	Chevy Camaro	99.403	94.295	95.815
	Robert Duncan	Ford	DNF	DNF	DNF
D/M	John Sealy	Corvette	98.829	94.562	DNF
	David Sealy	Corvette	DNF	94.688	95.152
E/M	Donnie Turlington	Shelby Mustang	93.564	89.660	89.531
	H. Bruce Turlington	Shelby Mustang	105.667+g	93.527	93.756
F/M	John Maglieri	Triumph Spitfire	86.498	86.606	84.243+p
	Larry Allamong	Triumph Spitfire	87.194	86.720	86.589
	Allan Pebworth	Austin	89.131	87.119	89.783+p
	Rick Edwards	Triumph	91.656	89.536	98.976+p

sept.14 @ ft.lee

auto

Results • Shall Remain Nameless Autocross • September 13, 1998

	Driver	Car	1st Run	2nd Run	3rd Run
A/S	John Sheally	Morgan	66.271	66.421	65.413
	Ken Rahaim	BMW M3	73.944	73.601	71.842
	Rebecca Aldred	BMW M3	83.300	79.843	76.959
B/S	Charlie Passut	Mazda Miata	72.500	72.371	71.943+p
C/S	Mack Murr	Dodge Omni	77.724+2g	81.757	82.984
D/S	John Shultz	Dodge Neon	78.857	78.507	77.231
E/S	David Aves	VW GTI VR6	78.067	74.002	73.705
	Joe Bainbridge	Eagle Talon	74.353	75.011	73.740
	David Robinson	VW Golf	80.004	78.414	81.442+p
	Michael Robinson	VW Golf	83.215	81.674	DNF
	Tim Green	Honda	DNF	86.808+p	82.401+g
F/S	Dana Cole	Pontiac Formula	71.749	71.002	70.162
	Ryan Stiltner	Ford	79.415	76.447	74.297
G/S	Scott Glenn	Mitsubishi	73.330	71.608	72.452
	Robert Paramore	Chevy	73.799+g	73.167+p	72.519
	Wayne Scarborough	Dodge Intrepid	73.563	73.905	74.061
	Chris Toler	Mitsubishi	74.801	73.102+p	72.733+p
	David Morrisette	Ford Probe	76.999+gp	76.202	71.473+gp
H/S	Bill Lloyd	Chevy Vega	74.052	74.000	DNF
	Matt Lloyd	Chevy Vega	84.269	81.638	78.013
	Anthony Thurston	Nissan	83.093+g	77.254+g	79.466
S/S	Chris Cobetto	Mazda RX-7	70.467	67.312	77.533+p
	Al Seim	Chevy	71.658+p	71.043	70.164
S/T	Ray Lewis	Mitsubishi Eclipse	78.857	75.516	93.786
A/SP	Bob Abell	Porsche 911	78.700	69.679	68.547
B/SP	Nick Smilek	Chevy Corvette	68.968	67.695	DNF
	Eric Rosen	Nissan Sentra SE-R	69.717	68.276+p	69.072
C/SP	Tom Yost	Honda CR-X	69.326	69.584	74.272+p
	Mike Weedon	Honda CR-X	DNF	77.148	70.571
	Anthony LaMarca	Mazda Miata-R	78.997+g	77.506	75.608
	Bill Thomas	VW Jetta GL	69.801	70.168+p	69.506
D/SP	David Sigler	Ford Mustang	79.108	78.219	77.306
	Kevin Ellis	Honda Accord	82.182	80.179	77.995
	Kerry Flynn	Triumph Spitfire	81.296	80.427	81.537
	Forrest Keeton	Chevy Camaro	72.528+p	72.650	DNF
D/P	Larry Allamong	Triumph Spitfire	72.655	72.386	70.330
	John Maglieri	Triumph Spitfire	70.616	71.069	70.727
A/M	Bernard Cooley	TUI	61.095+2p	59.612 FTD	60.307+g
	Gene Cooley	TUI	60.125	59.937+3g	60.170
	Allen Goode	VW	62.773	63.998	DNF
C/M	Stan Vann	D-9	61.547	60.974	60.231
D/M	John Ryland	VW Scirocco	70.571	69.306	DNF
F/M	David Langston	Raptor	63.520	72.678+g	DNF





Results • Evelyn Page Autocross • October 4, 1998





	Driver	Car	1st Run	2nd Run	3rd Run	4th Run
A/S	John Sheally	Morgan	57.535	53.874	52.950	54.304+p
B/S	Charlie Passut	Mazda Miata	60.230	59.982	59.189	60.374
C/S	Richard Benson	Mazda RX-7	58.975	65.331	59.952	57.338
	Charles Batchelor	Toyota MR-2	DNF	DNF	60.941	DNF
D/S	Joe Henderson	Nissan Sentra SE-R	58.273	57.367	56.345	56.382
	John Schultz	Dodge Neon	72.410	63.393	62.237	61.678
F/S	Tim Aro	Chevy Camaro	55.017	53.329	52.917	51.917
	Karen Kraus	Chevy Camaro	54.268	53.457	53.641	57.961
G/S	W. Scarborough	Dodge Intrepid	63.399	59.502	59.59	59.004
	Jon Felton	Toyota Supra	DNF	62.557	DNF	DNS
H/S	Richard West	Subaru Legacy	56.273	54.995	53.089	54.537
	Bill Lloyd	Chevy Vega	59.077	58.353	59.656	57.141
B/SP	Roger Garrett	Corvette ZR-1	58.442	56.347	55.642	55.542
C/SP	Eric Rosen	Nissan Sentra SE-R	63.210	59.519	57.413	57.136
	Chip Williams	Honda CR-x	61.700	DNF	DNS	DNS
D/SP	Matt Lloyd	Chevy Vega	111.084	60.523	59.788	60.767
	Kevin Ellis	Honda Accord	63.729	62.513	61.796	91.628
E/P	Forrest Keeton	Chevy Camaro	59.509	58.732	57.824	56.737
	Danny Long	Eagle Talon	DNF	DNF	67.543	DNF
D/M	John Ryland	VW Scirocco	59.183	DNF	DNF	58.861
E/M	Corey Barger	Ford Mustang	57.470	54.876	54.760	57.221
	Jeffrey Montigny	Toyota Supra	DNF	DNF	63.346	63.553
S/T	Ray Lewis	Mitsubishi Eclipse	DNF	60.938	58.763	65.763
	Anthony Thurston	Nissan Sentra	DNF	DNF	64.402	64.703



VIRGINIA AUTOCROSS

STATE CHAMPIONSHIPS

SATURDAY & SUNDAY
OCT. 31 & NOV. 1



VIRGINIA
MOTORSPORTS PARK



Class	Driver	Car	Saturday				Sunday				Combined
			1st	2nd	3rd	4th	1st	2nd	3rd	4th	
T AS	Rob Falkner	Porsche 968	40.046	39.095	39.912	39.046+p	40.816	40.639	40.363+p	40.343+p	79.734
T AS	Paul Kozlak	Porsche 968	40.575	40.081	39.374	39.558	41.447+2p	41.567	41.129	40.702+p	80.503
AS	Robert Houser	BMW M3	41.897	41.474	41.314	40.793	42.824	42.593	42.251	41.813	82.606
AS	G H Sharp	BMW M3	39.896	40.219+p	39.509	39.881	41.211+p	41.577+p	41.394+p	41.487+p	82.720
AS	Patti Frye	968 / M3	42.959	42.245	42.097	41.370	44.285	43.803	43.152	42.868	84.238
AS	Lynne Rathney-Kozlak	Porsche 968	43.541+p	41.488+p	41.177+2p	40.319+2p	41.962	41.307+p	40.857+p	40.832	84.320
T BS	Ed Raymundo	Miata R	41.512+g	40.470	40.149	39.813	42.169	51.41+p	41.238	40.861	80.674
T BS	Vince Bly	Miata	41.299	40.616	41.202	40.373	42.220	41.876+p	44.208	41.356+p	82.593
BS	Tim Aro	Miata	41.962	41.174+p	40.463	40.444	42.893+p	42.806	42.416	42.584+p	82.860
BS	Eric Peterson	Miata	41.994	51.514+p	41.791	41.382	44.082	42.524	43.308+2p	41.949	83.331
BS	Chad Madaloni	Miata	42.524+p	42.849	50.645+p+g	42.159	46.225+p+g	43.479+p	42.875	50.887+g	85.034
BS	Charlie Passut	Miata	44.022	44.552	44.601	43.331+p	45.230	46.499+2p	46.100	46.310	89.252
T CS	Pat McAllister	Porsche 944	44.560+2g	48.422	46.180	46.333	49.741	49.131	47.819	47.724	93.904
CS	Charles Batchelor	Toyota MR2	46.401	49.407	48.749	47.770+p	50.145	47.601	48.167	48.093	94.002
CS	David James	Porsche 924S	-	-	-	-	50.384	49.022	49.031	49.348	148.022
CS	John Gaskey	Mazda RX7	-	-	-	-	50.771+2p	51.112	51.774+p	51.03+p	150.112
T DS	Joe Henderson	Nissan Sentra	44.656	43.757	43.338+p	43.225	45.424	44.998	45.283	45.543	88.223
DS	John Schultz	Dodge Neon	47.026	45.630	45.927	44.681+p	51.377	48.343	48.286+p	48.626	93.973
DS	Angel Medina	Dodge Neon	48.707	47.444	46.905	46.684	-	-	-	-	145.684
T ES	Bob Kacsur	Honda CRX SI	42.869	42.653	42.358+p	42.151	-	-	-	-	141.151
T FS	Sam Strano	Camaro	41.486+p	40.296	40.188	40.049	41.187	40.869	41.297+p	40.826	80.875
T FS	Terry Baker	Camaro	40.579	40.409	40.433	40.052+p	43.653+p+g	42.252+2p	42.157	41.943	82.352
FS	Stephen Catlin	Camaro Z28	42.163	DNF	41.903+2p	40.988	43.993+p	43.131+p	42.676	42.836	83.664
FS	Karen Kraus	Camaro Z28	42.515	41.989	41.455	41.678	44.380	43.549	43.524	43.212	84.667
FS	Pat Griffith	Camaro ILE	46.017	42.402+p	42.615	42.210	53.432	43.035	43.917	42.461+2p	85.245
FS	Dana Cole	Firebird	45.036	44.248	43.769	43.952	48.428	47.356	46.598	45.582	89.351
FS	Barry Strathmann	Camaro	45.066+p+g	43.169	41.008	41.135	-	-	-	-	140.008
FS	Patrick Pylant	Chevy Pickup	-	-	-	-	60.221	56.590	54.856	54.708	153.708

